

3-5 Years Questions



Patient Name:	DOB:	Date:
---------------	------	-------

Any questions or concerns today? Please circle all that apply.

- | | | |
|--|---|---|
| Eating | Y | N |
| Elimination (voiding/stooling) | Y | N |
| Sleeping | Y | N |
| Developmental (learning/behavior/speech/movement) | Y | N |
| Height/Weight | Y | N |
| Hearing/Vision | Y | N |
| Skin | Y | N |
| Vaccines | Y | N |
| Other | Y | N |
| Any family changes or stressors since last visit? | Y | N |
| Any illnesses or injuries since your last visit? | Y | N |
| Is your child toilet-trained? | Y | N |
| Do you brush your child's teeth? | Y | N |
| Has your child been to the dentist? | Y | N |
| Does your child use a helmet when biking/rollerblading? | Y | N |
| Does your child know not to cross the street alone? | Y | N |
| Have you talked to your child about strangers? | Y | N |
| Does your child ride in a car seat in the backseat every time? | Y | N |
| Do you use sunscreen and bug spray? | Y | N |
| Does your child spend time with anyone who smokes? | Y | N |
| Does your child attend preschool? | Y | N |
| Does the teacher mention any concerns? | Y | N |
| Do you have smoke detectors and carbon monoxide detectors? | Y | N |
| Do you have the phone number for Poison Control handy? | Y | N |
| Do you have a gun in your home? | Y | N |
| Is it unloaded, locked and with ammunition stored and locked separately? | Y | N |

SEE REVERSE FOR ADDITIONAL QUESTIONS

3-5 Years Questions



Patient Name:

DOB:

Date:

Food Insecurity & Transportation Questions (mark your answer):

- Within the past 12 months, you worried that your food would run out before you got money to buy more.
 - Often true
 - Sometimes true
 - Never true
- Within the past 12 months, the food you bought just didn't last and you didn't have money to get more.
 - Often true
 - Sometimes true
 - Never true
- In the past 12 months, has lack of transportation kept you from medical appointments, meetings, working or from getting things needed for daily living (mark all that apply)?
 - Yes, it has kept me from medical appointments or getting medications
 - Yes, it has kept me from non-medical meetings, appointments, work or getting things that I need
 - No



BRIGHT FUTURES HANDOUT ► PARENT

3 YEAR VISIT

Here are some suggestions from Bright Futures experts that may be of value to your family.

✓ HOW YOUR FAMILY IS DOING

- Take time for yourself and to be with your partner.
- Stay connected to friends, their personal interests, and work.
- Have regular playtimes and mealtimes together as a family.
- Give your child hugs. Show your child how much you love him.
- Show your child how to handle anger well—time alone, respectful talk, or being active. Stop hitting, biting, and fighting right away.
- Give your child the chance to make choices.
- Don't smoke or use e-cigarettes. Keep your home and car smoke-free. Tobacco-free spaces keep children healthy.
- Don't use alcohol or drugs.
- If you are worried about your living or food situation, talk with us. Community agencies and programs such as WIC and SNAP can also provide information and assistance.

✓ EATING HEALTHY AND BEING ACTIVE

- Give your child 16 to 24 oz of milk every day.
- Limit juice. It is not necessary. If you choose to serve juice, give no more than 4 oz a day of 100% juice and always serve it with a meal.
- Let your child have cool water when she is thirsty.
- Offer a variety of healthy foods and snacks, especially vegetables, fruits, and lean protein.
- Let your child decide how much to eat.
- Be sure your child is active at home and in preschool or child care.
- Apart from sleeping, children should not be inactive for longer than 1 hour at a time.
- Be active together as a family.
- Limit TV, tablet, or smartphone use to no more than 1 hour of high-quality programs each day.
- Be aware of what your child is watching.
- Don't put a TV, computer, tablet, or smartphone in your child's bedroom.
- Consider making a family media plan. It helps you make rules for media use and balance screen time with other activities, including exercise.

✓ PLAYING WITH OTHERS

- Give your child a variety of toys for dressing up, make-believe, and imitation.
- Make sure your child has the chance to play with other preschoolers often. Playing with children who are the same age helps get your child ready for school.
- Help your child learn to take turns while playing games with other children.

✓ READING AND TALKING WITH YOUR CHILD

- Read books, sing songs, and play rhyming games with your child each day.
- Use books as a way to talk together. Reading together and talking about a book's story and pictures helps your child learn how to read.
- Look for ways to practice reading everywhere you go, such as stop signs, or labels and signs in the store.
- Ask your child questions about the story or pictures in books. Ask him to tell a part of the story.
- Ask your child specific questions about his day, friends, and activities.

Helpful Resources: Smoking Quit Line: 800-784-8669 | Family Media Use Plan: www.healthychildren.org/MediaUsePlan
Information About Car Safety Seats: www.safercar.gov/parents | Toll-free Auto Safety Hotline: 888-327-4236

3 YEAR VISIT—PARENT

✓ SAFETY

- Continue to use a car safety seat that is installed correctly in the back seat. The safest seat is one with a 5-point harness, not a booster seat.
- Prevent choking. Cut food into small pieces.
- Supervise all outdoor play, especially near streets and driveways.
- Never leave your child alone in the car, house, or yard.
- Keep your child within arm's reach when she is near or in water. She should always wear a life jacket when on a boat.
- Teach your child to ask if it is OK to pet a dog or another animal before touching it.
- If it is necessary to keep a gun in your home, store it unloaded and locked with the ammunition locked separately.
- Ask if there are guns in homes where your child plays. If so, make sure they are stored safely.

WHAT TO EXPECT AT YOUR CHILD'S 4 YEAR VISIT

We will talk about

- Caring for your child, your family, and yourself
- Getting ready for school
- Eating healthy
- Promoting physical activity and limiting TV time
- Keeping your child safe at home, outside, and in the car

Consistent with *Bright Futures: Guidelines for Health Supervision of Infants, Children, and Adolescents*, 4th Edition

For more information, go to <https://brightfutures.aap.org>.

American Academy of Pediatrics

DEDICATED TO THE HEALTH OF ALL CHILDREN®



The information contained in this handout should not be used as a substitute for the medical care and advice of your pediatrician. There may be variations in treatment that your pediatrician may recommend based on individual facts and circumstances. Original handout included as part of the *Bright Futures Tool and Resource Kit*, 2nd Edition.

Inclusion in this handout does not imply an endorsement by the American Academy of Pediatrics (AAP). The AAP is not responsible for the content of the resources mentioned in this handout. Web site addresses are as current as possible but may change at any time.

The American Academy of Pediatrics (AAP) does not review or endorse any modifications made to this handout and in no event shall the AAP be liable for any such changes.

© 2019 American Academy of Pediatrics. All rights reserved.

Patient Name:

DOB:



36 Month Questionnaire

34 months 16 days
through 38 months 30 days

On the following pages are questions about activities children may do. Your child may have already done some of the activities described here, and there may be some your child has not begun doing yet. For each item, please fill in the circle that indicates whether your child is doing the activity regularly, sometimes, or not yet.

Important Points to Remember:







Notes:

- Try each activity with your child before marking a response.
- Make completing this questionnaire a game that is fun for you and your child.
- Make sure your child is rested and fed.
- Please return this questionnaire by _____.

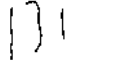
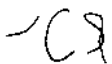
COMMUNICATION

	YES	SOMETIMES	NOT YET	
1. When you ask your child to point to her nose, eyes, hair, feet, ears, and so forth, does she correctly point to at least seven body parts? (She can point to parts of herself, you, or a doll. Mark "sometimes" if she correctly points to at least three different body parts.)	<input type="radio"/>	<input type="radio"/>	<input type="radio"/>	___
2. Does your child make sentences that are three or four words long? Please give an example:	<input type="radio"/>	<input type="radio"/>	<input type="radio"/>	___
<div style="border: 1px solid black; border-radius: 15px; height: 60px; width: 100%;"></div>				
3. Without giving your child help by pointing or using gestures, ask him to "put the book on the table" and "put the shoe under the chair." Does your child carry out both of these directions correctly?	<input type="radio"/>	<input type="radio"/>	<input type="radio"/>	___
4. When looking at a picture book, does your child tell you what is happening or what action is taking place in the picture (for example, "barking," "running," "eating," or "crying")? You may ask, "What is the dog (or boy) doing?"	<input type="radio"/>	<input type="radio"/>	<input type="radio"/>	___
5. Show your child how a zipper on a coat moves up and down, and say, "See, this goes up and down." Put the zipper to the middle and ask your child to move the zipper down. Return the zipper to the middle and ask your child to move the zipper up. Do this several times, placing the zipper in the middle before asking your child to move it up or down. Does your child consistently move the zipper up when you say "up" and down when you say "down"?	<input type="radio"/>	<input type="radio"/>	<input type="radio"/>	___
6. When you ask, "What is your name?" does your child say both her first and last names?	<input type="radio"/>	<input type="radio"/>	<input type="radio"/>	___
COMMUNICATION TOTAL				___








GROSS MOTOR

		YES	SOMETIMES	NOT YET	
1. Without holding onto anything for support, does your child kick a ball by swinging his leg forward?		<input type="radio"/>	<input type="radio"/>	<input type="radio"/>	_____
2. Does your child jump with both feet leaving the floor at the same time?		<input type="radio"/>	<input type="radio"/>	<input type="radio"/>	_____
3. Does your child walk up stairs, using only one foot on each stair? (The left foot is on one step, and the right foot is on the next.) She may hold onto the railing or wall. (You can look for this at a store, on a playground, or at home.)		<input type="radio"/>	<input type="radio"/>	<input type="radio"/>	_____
4. Does your child stand on one foot for about 1 second without holding onto anything?		<input type="radio"/>	<input type="radio"/>	<input type="radio"/>	_____
5. While standing, does your child throw a ball overhand by raising his arm to shoulder height and throwing the ball forward? (Dropping the ball or throwing the ball underhand should be scored as "not yet.")		<input type="radio"/>	<input type="radio"/>	<input type="radio"/>	_____
6. Does your child jump forward at least 6 inches with both feet leaving the ground at the same time?		<input type="radio"/>	<input type="radio"/>	<input type="radio"/>	_____
					GROSS MOTOR TOTAL _____

FINE MOTOR

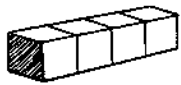
		YES	SOMETIMES	NOT YET	
1. After your child watches you draw a line from the top of the paper to the bottom with a pencil, crayon, or pen, ask her to make a line like yours. Do not let your child trace your line. Does your child copy you by drawing a single line in a vertical direction?	<p>Count as "yes"</p>  <p>Count as "not yet"</p> 	<input type="radio"/>	<input type="radio"/>	<input type="radio"/>	_____

FINE MOTOR (continued)

	YES	SOMETIMES	NOT YET	
2. Can your child string small items such as beads, macaroni, or pasta "wagon wheels" onto a string or shoelace?	<input type="radio"/>	<input type="radio"/>	<input type="radio"/>	—
				
3. After your child watches you draw a single circle, ask him to make a circle like yours. Do not let him trace your circle. Does your child copy you by drawing a circle?	<input type="radio"/>	<input type="radio"/>	<input type="radio"/>	—
	Count as "yes"  Count as "not yet" 			
4. After your child watches you draw a line from one side of the paper to the other side, ask her to make a line like yours. Do not let your child trace your line. Does your child copy you by drawing a single line in a horizontal direction?	<input type="radio"/>	<input type="radio"/>	<input type="radio"/>	—
	Count as "yes"  Count as "not yet" 			
5. Does your child try to cut paper with child-safe scissors? He does not need to cut the paper but must get the blades to open and close while holding the paper with the other hand. (You may show your child how to use scissors. Carefully watch your child's use of scissors for safety reasons.)	<input type="radio"/>	<input type="radio"/>	<input type="radio"/>	—
				
6. When drawing, does your child hold a pencil, crayon, or pen between her fingers and thumb like an adult does?	<input type="radio"/>	<input type="radio"/>	<input type="radio"/>	—
				

FINE MOTOR TOTAL —

PROBLEM SOLVING

	YES	SOMETIMES	NOT YET	
1. While your child watches, line up four objects like blocks or cars in a row. Does your child copy or imitate you and line up <i>four</i> objects in a row? (You can also use spools of thread, small boxes, or other toys.)	<input type="radio"/>	<input type="radio"/>	<input type="radio"/>	—
				
2. If your child wants something he cannot reach, does he find a chair or box to stand on to reach it (for example, to get a toy on a counter or to "help" you in the kitchen)?	<input type="radio"/>	<input type="radio"/>	<input type="radio"/>	—

PROBLEM SOLVING (continued)

YES SOMETIMES NOT YET

3. When you point to the figure and ask your child, "What is this?" does your child say a word that means a person or something similar? (Mark "yes" for responses like "snowman," "boy," "man," "girl," "Daddy," "spaceman," and "monkey.") Please write your child's response here:



4. When you say, "Say 'seven three,'" does your child repeat *just* the two numbers in the same order? *Do not repeat the numbers.* If necessary, try another pair of numbers and say, "Say 'eight two.'" (Your child must repeat just one series of two numbers for you to answer "yes" to this question.)

5. Show your child how to make a bridge with blocks, boxes, or cans, like the example. Does your child copy you by making one like it?



6. When you say, "Say 'five eight three,'" does your child repeat *just* the three numbers in the same order? *Do not repeat the numbers.* If necessary, try another series of numbers and say, "Say 'six nine two.'" (Your child must repeat just one series of three numbers for you to answer "yes" to this question.)

PROBLEM SOLVING TOTAL _____

PERSONAL-SOCIAL

YES SOMETIMES NOT YET

1. Does your child use a spoon to feed herself with little spilling?
2. Does your child push a little wagon, stroller, or toy on wheels, steering it around objects and backing out of corners if he cannot turn?
3. When your child is looking in a mirror and you ask, "Who is in the mirror?" does she say either "me" or her own name?
4. Does your child put on a coat, jacket, or shirt by himself?
5. Using these exact words, ask your child, "Are you a girl or a boy?" Does your child answer correctly?
6. Does your child take turns by waiting while another child or adult takes a turn?

PERSONAL-SOCIAL TOTAL _____

OVERALL

Parents and providers may use the space below for additional comments.

1. Do you think your child hears well? If no, explain:

YES

NO

2. Do you think your child talks like other children her age? If no, explain:

YES

NO

3. Can you understand most of what your child says? If no, explain:

YES

NO

4. Can other people understand most of what your child says? If no, explain:

YES

NO

5. Do you think your child walks, runs, and climbs like other children his age?
If no, explain:

YES

NO

6. Does either parent have a family history of childhood deafness or hearing
impairment? If yes, explain:

YES

NO

OVERALL (continued)

7. Do you have any concerns about your child's vision? If yes, explain:

YES

NO

8. Has your child had any medical problems in the last several months? If yes, explain:

YES

NO

9. Do you have any concerns about your child's behavior? If yes, explain:

YES

NO

10. Does anything about your child worry you? If yes, explain:

YES

NO